

Scaled data based on original data using
LM-79-08 Approved Method: Electrical and Photometric Measurements of Solid-
State Lighting Products

Test Report Prepared for
Cooper Lighting Solutions
(formerly Eaton)

Brand: McGRAW-EDISON

Report Number: P144665

Luminaire Tested: **CNC-F01-LED-E1-RW**

Issue Date: 3/3/2020

Test Information

Test Method: LM-79-08
Report Number: P144665
REPORT IS SCALED FROM IESNA LM-79-08 TEST DATA (P33700)
Test Lab: INNOVATION CENTER-P3
Issue Date: 3/3/2020
Manufacturer: COOPER LIGHTING SOLUTIONS (FORMERLY EATON)
Product Line: MCGRAW-EDISON
Catalog Number: CNC-F01-LED-E1-RW
Description: CONCISE LED LUMINAIRE
(1) LIGHTBARS WITH AccuLED OPTICS - RECTANGULAR WIDE
Light Source: (7) 4000K CCT, 70 CRI LEDs
Ballast/Driver: -

Summary

Lumens per Lamp: N/A
Luminaire Lumens: 2479.6 lumens
Efficiency: N/A
Efficacy: 95.7 lumens/watt
Luminous Opening: Rectangular (W 0.17' x L: 1' x H: 0')
IES Classification: Type I - Short - Full Cutoff
BUG Rating: B1 - U0 - G1

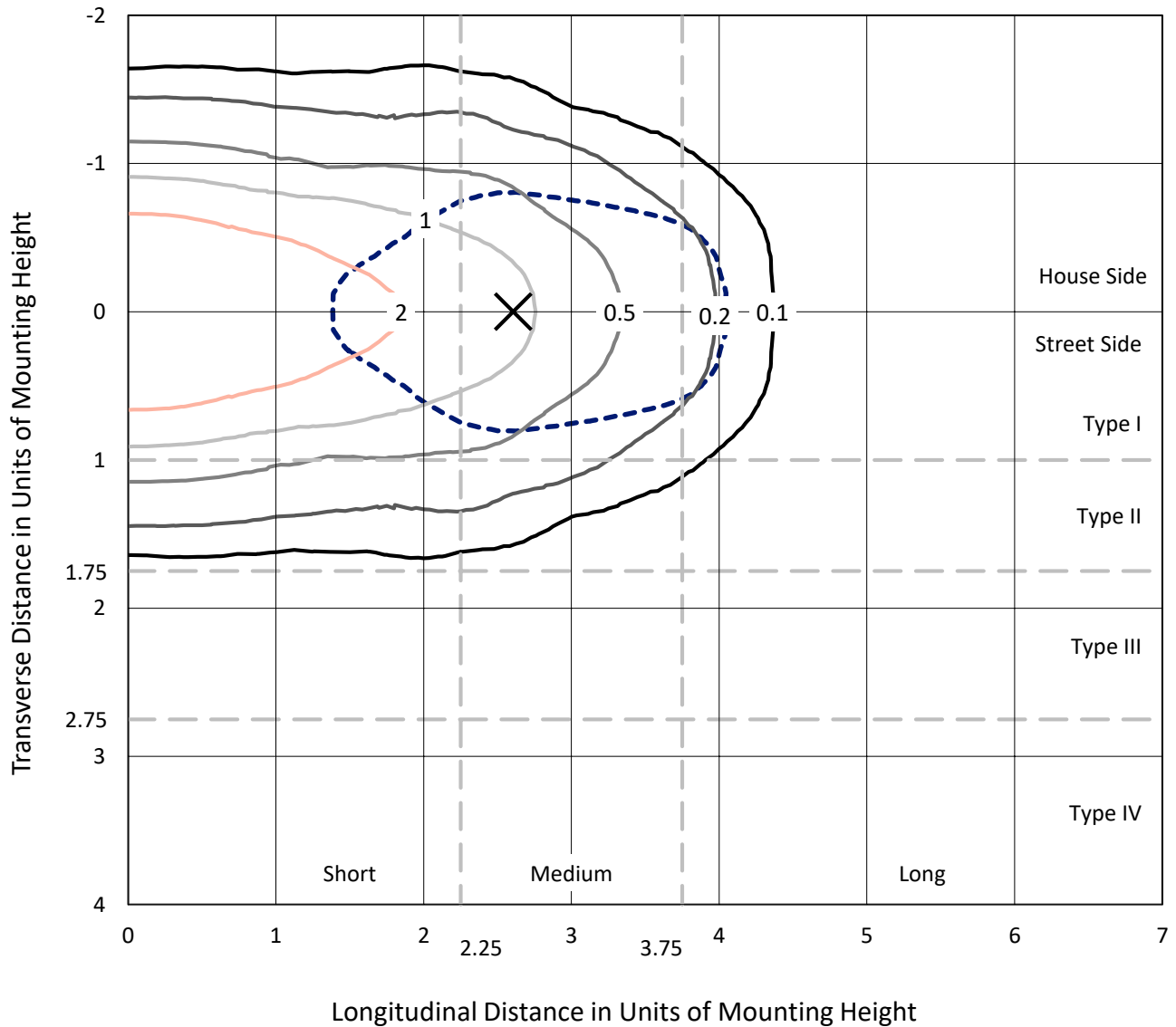
Input Watts (W): 25.9
Input Voltage (V): NR
Input Current (Ain): NR
Voltage Rise (V): NR
Power Factor: NR
Total Harmonic Distortion (THDi): NR
Frequency (hertz): 60
Stabilization Time: NR
Operation Time: NR
Ambient Temperature (°C): NR
Test Distance: 25 FT



REPORT NUMBER: P144665
 CATALOG NUMBER: CNC-F01-LED-E1-RW

Iso-Footcandle Lines of Horizontal Illumination

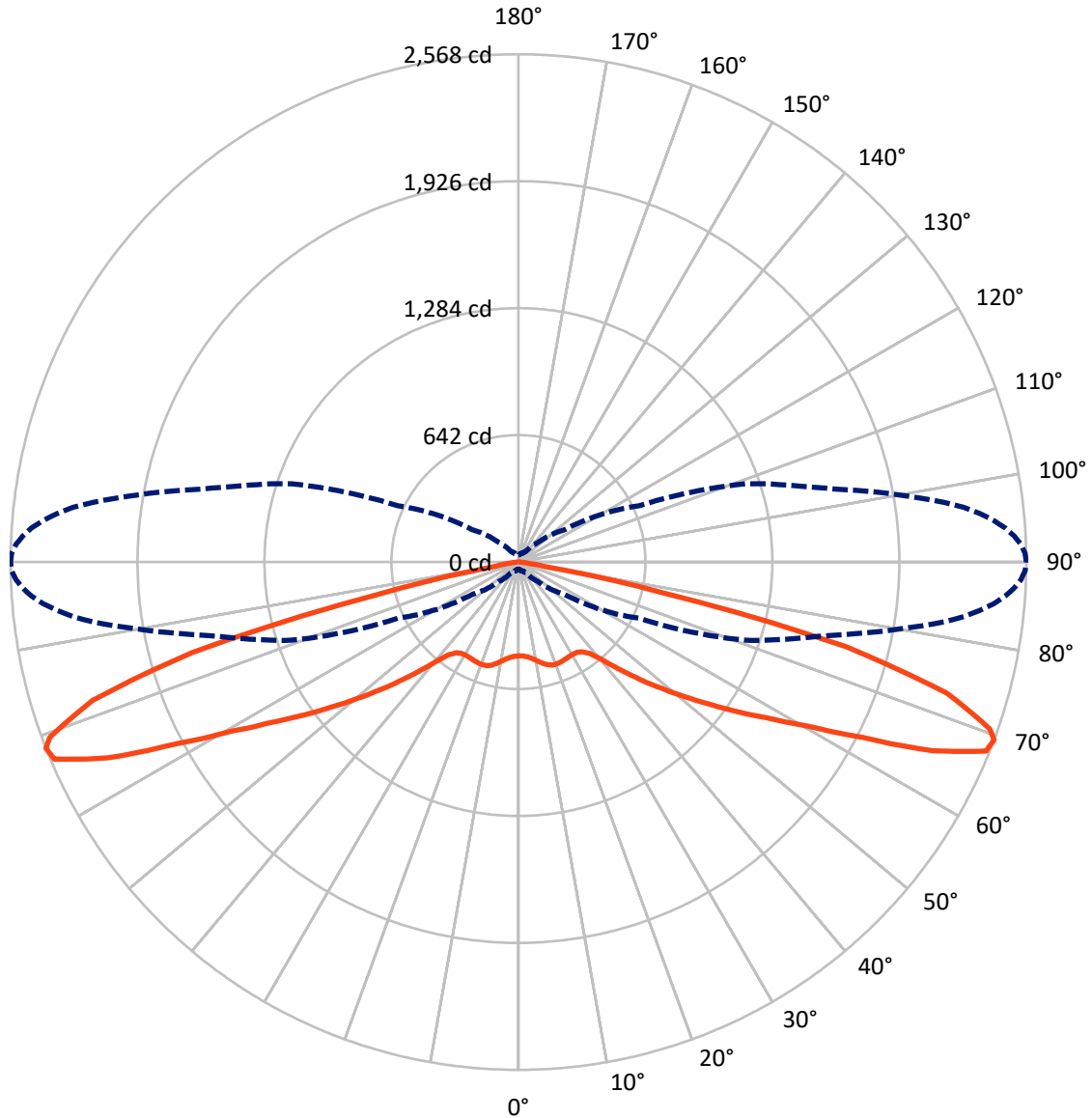
× Max cd
 - - - 1/2 Max cd



Based on 10 foot mounting height. Maximum calculated value = 4.9 fc
 Type I - Short - Full Cutoff

REPORT NUMBER: P144665
CATALOG NUMBER: CNC-F01-LED-E1-RW

Luminous Intensity Polar Plot



— Vertical Plane Through 90-Deg Lateral - - - Horizontal Cone Through 69-Deg Vertical

REPORT NUMBER: P144665

CATALOG NUMBER: CNC-F01-LED-E1-RW

FLUX DISTRIBUTION:

		Downward	Upward	Total
House Side	Lumens	1239.8	0.0	1239.8
	% Fixture	50.0	0.0	50.0
Street Side	Lumens	1239.8	0.0	1239.8
	% Fixture	50.0	0.0	50.0
Total	Lumens	2479.6	0.0	2479.6
	% Fixture	100.0	0.0	100.0

Coefficient of Utilization

ZONAL LUMENS:

Zone	Lumens	% Fixture
0°-10°	46.5	1.9
10°-20°	146.3	5.9
20°-30°	237.0	9.6
30°-40°	295.2	11.9
40°-50°	367.5	14.8
50°-60°	450.9	18.2
60°-70°	556.1	22.4
70°-80°	345.7	13.9
80°-90°	34.3	1.4
90°-100°	0.0	0.0
100°-110°	0.0	0.0
110°-120°	0.0	0.0
120°-130°	0.0	0.0
130°-140°	0.0	0.0
140°-150°	0.0	0.0
150°-160°	0.0	0.0
160°-170°	0.0	0.0
170°-180°	0.0	0.0
0°-90°	2479.6	100.0
0°-180°	2479.6	100.0



REPORT NUMBER: P144665

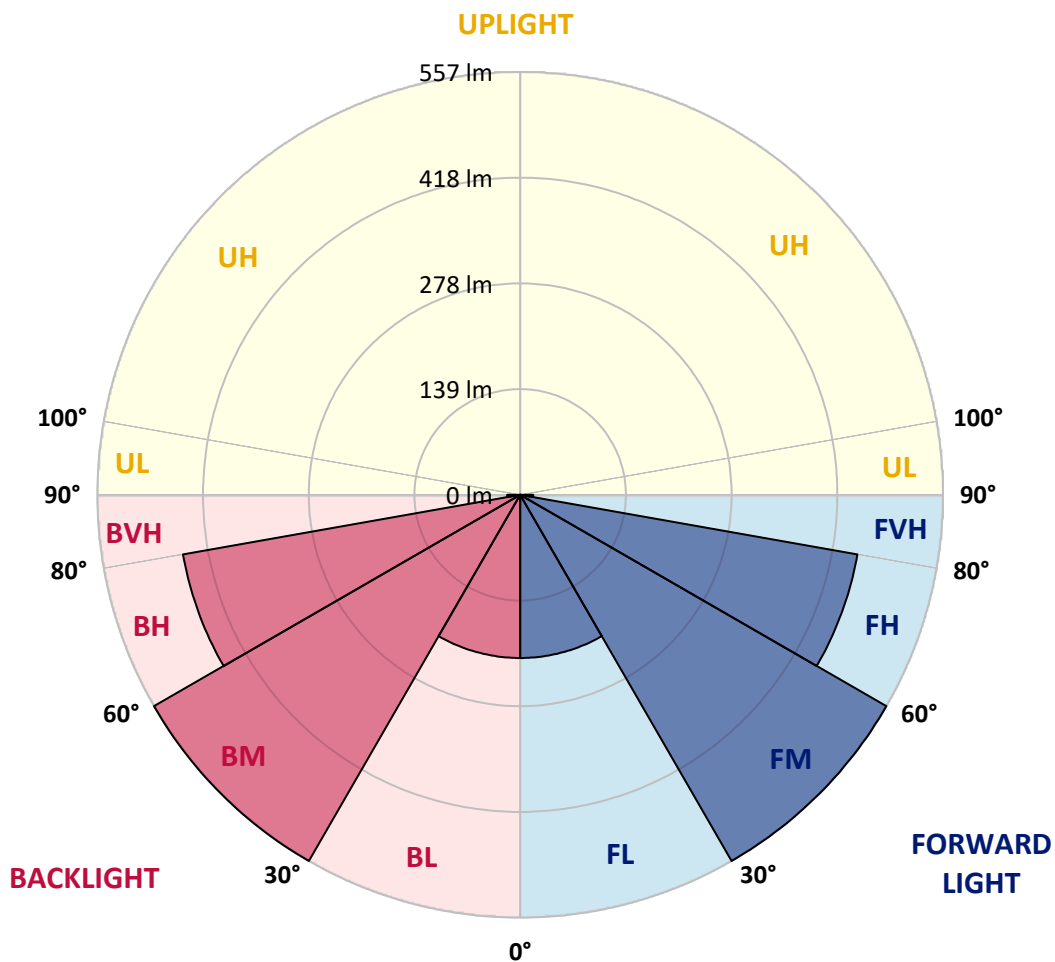
CATALOG NUMBER: CNC-F01-LED-E1-RW

LUMINAIRE CLASSIFICATION SYSTEM LUMEN TABLE AND BUG RATING:

Zone		Lumens	% Fixture	Zone Rating/Lumen Limit		
				B	U	G
FL	(0°-30°)	214.9	8.7			
FM	(30°-60°)	556.8	22.5			
FH	(60°-80°)	450.9	18.2			G0/660
FVH	(80°-90°)	17.2	0.7			G1/100
BL	(0°-30°)	214.9	8.7	B1/500		
BM	(30°-60°)	556.8	22.5	B1/1000		
BH	(60°-80°)	450.9	18.2	B1/500		G1/500
BVH	(80°-90°)	17.2	0.7			G1/100
UL	(90°-100°)	0.0	0.0		U0/0	
UH	(100°-180°)	0.0	0.0		U0/0	

BUG Rating: B1-U0-G1

Type I Short





REPORT NUMBER: P144665

CATALOG NUMBER: CNC-F01-LED-E1-RW

CANDELA DISTRIBUTION (FULL):

	0°	5°	15°	25°	35°	45°	55°	65°	66°	67°	68°
0°	474.8	474.8	474.8	474.8	474.8	474.8	474.8	474.8	474.8	474.8	474.8
2.5°	476.1	475.6	476.5	477.4	477.1	477.2	476.9	476.5	476.5	476.6	476.6
5°	479.8	479.3	480.2	480.8	481.1	481.7	481.8	481.6	481.8	481.9	482.0
7.5°	484.2	483.8	484.9	485.9	487.8	488.8	489.8	490.8	490.8	490.9	491.0
10°	488.4	488.2	490.0	492.1	495.2	497.4	500.2	503.0	503.2	503.4	503.6
12.5°	491.2	491.2	493.8	497.7	503.0	507.7	512.5	517.1	517.5	518.0	518.4
15°	491.0	491.4	495.4	502.5	511.6	519.9	525.8	530.8	531.3	531.7	532.1
17.5°	487.6	487.7	493.5	504.8	519.0	531.4	539.0	541.8	541.9	542.0	542.2
20°	478.2	478.8	487.0	503.4	524.8	541.8	549.1	547.9	547.7	547.4	547.2
22.5°	461.8	462.7	473.6	495.6	525.8	548.7	556.0	550.8	550.1	549.3	548.5
25°	439.3	440.7	452.5	480.7	518.6	550.6	560.6	552.2	551.0	549.8	548.6
27.5°	413.0	413.8	427.7	457.4	501.6	544.0	562.7	555.2	553.6	552.0	550.5
30°	382.8	384.5	399.0	430.0	477.8	528.6	561.8	560.8	559.1	557.3	555.6
32.5°	352.6	354.2	368.4	401.8	450.4	507.3	557.7	569.3	567.8	566.4	565.0
35°	322.3	324.1	338.8	374.6	423.0	483.0	551.2	581.4	580.8	580.1	579.5
37.5°	295.6	296.8	311.2	348.4	399.1	460.8	542.7	597.7	599.1	600.5	601.9
40°	268.4	269.6	284.7	322.9	377.0	441.8	534.8	618.2	622.0	625.9	629.8
42.5°	242.4	243.4	258.0	296.0	352.5	425.4	530.2	642.9	650.4	657.8	665.2
45°	215.6	216.3	230.0	267.0	324.5	406.2	528.9	670.8	681.5	692.2	703.0
47.5°	189.3	190.9	205.0	240.2	292.6	378.8	527.1	701.5	715.8	730.0	744.2
50°	164.1	165.9	180.4	213.8	261.6	346.3	517.8	736.4	753.8	771.2	788.6
52.5°	138.4	140.2	154.7	186.6	233.0	309.6	492.1	773.1	793.8	814.4	835.0
55°	111.0	111.7	126.6	158.6	204.4	279.0	451.0	806.7	831.7	856.7	881.7
57.5°	80.8	83.0	97.7	127.4	175.2	251.8	398.9	823.8	855.1	886.3	917.5
60°	58.3	59.8	72.8	96.0	142.0	225.2	352.6	811.4	853.0	894.7	936.4
62.5°	46.1	47.8	57.7	72.4	109.8	195.8	322.4	776.9	835.4	893.8	952.3
65°	40.8	42.2	51.5	58.8	84.1	165.6	303.4	742.8	821.7	900.6	979.5
67.5°	37.2	38.8	46.9	51.8	69.4	146.3	294.4	717.0	808.2	899.3	990.4
69°	35.6	37.0	44.4	49.0	65.4	139.7	284.7	673.4	763.8	854.2	944.5
70°	34.6	36.0	42.6	47.3	63.9	134.2	270.4	621.6	708.8	796.0	883.1
72.5°	32.1	33.0	38.6	42.9	58.4	107.2	204.0	438.6	512.5	586.4	660.3
75°	28.5	29.5	34.5	38.5	44.6	64.4	127.7	254.6	305.2	355.9	406.5
77.5°	24.4	25.6	29.7	36.0	35.9	42.0	77.5	146.2	170.8	195.4	220.0
80°	21.0	22.0	25.6	35.6	30.0	33.2	57.8	109.0	119.0	128.9	138.8
82.5°	16.4	17.2	21.5	29.4	24.0	25.2	44.0	99.3	106.0	112.7	119.5
85°	10.3	10.6	15.7	20.3	17.0	15.3	28.3	76.4	81.3	86.2	91.1
87.5°	4.2	5.0	7.6	7.2	7.4	6.1	9.2	27.6	30.1	32.6	35.1
90°	0.0	0.0	0.0	0.0	0.0	0.0	0.0	0.0	0.0	0.0	0.0



REPORT NUMBER: P144665

CATALOG NUMBER: CNC-F01-LED-E1-RW

CANDELA DISTRIBUTION (continued):

	69°	70°	71°	72°	73°	74°	75°	76°	77°	78°	79°
0°	474.8	474.8	474.8	474.8	474.8	474.8	474.8	474.8	474.8	474.8	474.8
2.5°	476.6	476.6	476.5	476.2	476.5	476.2	476.3	476.6	476.4	476.5	476.3
5°	482.1	482.2	482.2	481.7	482.0	482.0	482.1	482.0	482.0	482.2	481.8
7.5°	491.1	491.2	491.4	491.7	491.5	491.6	491.8	491.6	491.4	491.9	491.5
10°	503.8	504.0	504.0	504.8	504.4	504.7	505.4	505.5	505.1	505.6	505.5
12.5°	518.8	519.2	519.2	519.1	519.4	519.6	520.4	520.6	520.8	521.7	521.4
15°	532.5	532.9	533.2	533.4	534.0	534.1	534.6	535.0	535.2	535.5	535.7
17.5°	542.3	542.4	543.0	542.7	543.6	543.4	544.0	544.2	544.4	544.8	545.1
20°	546.9	546.6	546.8	546.5	546.5	546.7	546.8	547.0	546.9	547.3	547.6
22.5°	547.7	547.0	546.4	545.8	545.6	545.0	545.1	545.3	544.6	545.1	545.6
25°	547.3	546.1	545.2	544.2	543.3	542.4	542.0	541.8	541.4	541.4	541.8
27.5°	549.0	547.4	546.0	544.4	543.2	542.1	541.0	540.2	539.3	539.2	539.2
30°	553.8	552.1	550.6	548.6	546.8	545.2	543.8	542.7	541.0	540.4	539.6
32.5°	563.5	562.0	560.0	558.2	556.0	554.2	552.2	550.3	548.6	546.9	546.2
35°	578.9	578.2	577.2	575.9	573.8	571.6	569.8	567.8	565.7	563.2	562.6
37.5°	603.3	604.8	604.1	603.2	602.6	601.8	599.6	598.3	596.8	594.9	594.4
40°	633.7	637.6	641.4	644.0	643.1	646.2	646.6	646.9	645.6	647.3	647.6
42.5°	672.7	680.2	687.2	692.3	698.2	702.7	708.4	711.0	715.6	720.5	723.4
45°	713.7	724.4	734.6	745.0	755.4	766.6	777.6	785.4	796.7	805.1	810.4
47.5°	758.5	772.8	784.8	800.5	815.4	828.8	848.0	863.5	877.2	890.4	904.2
50°	805.9	823.3	838.2	857.4	875.4	896.4	919.0	938.6	960.2	981.2	999.7
52.5°	855.7	876.4	896.4	916.1	938.2	961.0	985.4	1013.8	1039.6	1071.1	1093.6
55°	906.7	931.8	953.2	973.7	997.0	1022.4	1051.4	1085.0	1117.9	1152.4	1186.5
57.5°	948.8	980.0	1003.4	1027.4	1052.6	1077.6	1113.6	1148.0	1189.8	1232.1	1274.8
60°	978.0	1019.7	1048.0	1078.4	1107.5	1137.9	1176.8	1220.3	1272.6	1323.8	1381.8
62.5°	1010.7	1069.2	1108.9	1149.4	1184.9	1221.4	1273.4	1323.5	1390.6	1449.5	1522.7
65°	1058.4	1137.3	1195.8	1250.4	1298.0	1347.6	1409.4	1472.0	1548.8	1630.2	1722.0
67.5°	1081.5	1172.6	1249.2	1316.6	1377.4	1440.7	1504.4	1578.5	1665.0	1763.1	1863.8
69°	1034.8	1125.2	1213.2	1281.4	1345.4	1413.0	1481.0	1555.9	1641.1	1742.8	1849.6
70°	970.3	1057.5	1151.0	1219.4	1284.0	1354.1	1423.4	1498.9	1580.4	1685.3	1793.3
72.5°	734.2	808.1	898.9	971.1	1039.0	1109.9	1181.4	1246.8	1329.5	1430.4	1529.8
75°	457.1	507.8	589.4	662.0	716.6	777.3	844.4	906.4	989.4	1060.9	1156.6
77.5°	244.6	269.2	316.8	368.8	399.2	428.8	472.5	506.2	541.1	582.5	622.0
80°	148.6	158.6	174.8	186.0	181.9	169.8	165.8	153.7	158.1	150.6	145.3
82.5°	126.2	132.9	142.8	149.6	144.6	125.2	103.2	86.9	75.4	64.3	54.6
85°	96.0	100.9	106.0	109.0	108.8	99.1	78.8	61.0	47.6	36.8	30.6
87.5°	37.6	40.1	43.8	43.2	45.2	45.4	35.6	27.5	19.6	13.2	11.5
90°	0.0	0.0	0.0	0.0	0.0	0.0	0.0	0.0	0.0	0.0	0.0



REPORT NUMBER: P144665

CATALOG NUMBER: CNC-F01-LED-E1-RW

CANDELA DISTRIBUTION (continued):

	80°	81°	82°	83°	84°	85°	86°	87°	88°	89°	90°
0°	474.8	474.8	474.8	474.8	474.8	474.8	474.8	474.8	474.8	474.8	474.8
2.5°	476.0	475.9	476.0	476.2	476.2	476.4	476.2	476.4	476.1	475.8	476.0
5°	481.9	481.7	481.8	482.0	482.0	481.8	482.2	482.3	482.1	481.8	481.9
7.5°	491.9	492.0	491.8	492.6	491.8	492.0	492.4	492.4	492.2	492.2	492.3
10°	506.0	505.8	506.0	506.6	505.8	506.3	506.9	507.0	506.6	506.6	506.7
12.5°	521.5	522.2	522.2	522.6	522.6	523.0	523.0	523.2	523.4	523.6	523.1
15°	536.3	536.8	537.2	537.5	537.1	537.6	538.3	538.4	538.2	538.6	538.1
17.5°	545.5	545.9	546.5	546.4	546.5	547.0	547.4	547.6	547.8	547.8	547.8
20°	548.4	548.7	549.0	549.3	549.4	550.0	550.3	550.6	550.8	550.6	550.6
22.5°	546.1	546.4	547.1	547.3	547.4	548.2	548.5	548.8	548.9	549.0	548.8
25°	542.1	542.4	543.1	543.3	543.5	544.2	544.6	545.2	545.4	545.4	545.5
27.5°	539.4	539.6	540.0	540.4	540.4	541.2	541.8	542.2	542.3	542.4	542.4
30°	539.4	539.4	540.1	540.2	540.1	540.7	541.0	541.3	541.4	541.4	541.5
32.5°	545.2	544.8	545.4	544.6	544.7	544.6	544.5	544.8	544.6	544.7	544.4
35°	561.3	560.3	559.6	560.0	558.8	557.2	558.0	557.7	556.7	556.8	557.1
37.5°	592.2	591.2	592.0	591.3	591.6	589.2	589.8	587.8	587.2	588.0	585.8
40°	647.0	646.6	648.1	647.4	647.8	648.6	649.1	647.1	643.8	646.8	646.9
42.5°	723.0	726.6	728.1	730.2	732.4	731.4	733.4	733.9	730.3	733.0	733.7
45°	818.2	822.1	826.8	828.2	831.8	832.3	833.8	834.2	830.9	831.2	832.0
47.5°	918.0	925.2	930.7	934.5	938.3	939.0	939.8	938.3	938.6	939.3	939.3
50°	1016.0	1031.6	1041.2	1048.8	1055.2	1051.9	1054.8	1055.0	1056.0	1054.0	1055.2
52.5°	1119.2	1139.7	1155.9	1168.5	1172.5	1184.6	1179.6	1183.4	1186.0	1182.2	1184.6
55°	1219.9	1249.2	1275.2	1293.5	1306.4	1318.6	1320.5	1330.3	1329.2	1332.9	1331.2
57.5°	1315.6	1356.6	1393.7	1420.9	1439.4	1458.0	1470.6	1481.4	1482.5	1493.1	1487.1
60°	1431.4	1488.6	1536.3	1576.8	1604.1	1631.8	1653.6	1671.2	1675.3	1693.6	1687.5
62.5°	1587.7	1657.3	1718.4	1765.9	1826.8	1856.0	1898.6	1925.2	1941.8	1946.4	1954.8
65°	1807.4	1898.0	1978.6	2054.6	2123.0	2170.4	2219.8	2259.4	2291.2	2288.5	2301.6
67.5°	1970.6	2074.0	2171.0	2262.0	2335.6	2396.8	2453.4	2496.2	2524.6	2542.7	2550.4
69°	1953.6	2064.6	2171.6	2268.8	2344.7	2413.0	2468.2	2510.4	2542.9	2562.5	2568.2
70°	1897.0	2011.0	2122.6	2218.0	2295.4	2370.4	2426.6	2473.5	2504.4	2526.0	2529.2
72.5°	1640.9	1764.4	1863.0	1967.2	2041.6	2117.6	2152.9	2211.1	2251.4	2264.5	2264.2
75°	1237.6	1340.6	1427.4	1504.3	1570.9	1622.4	1639.1	1680.6	1714.0	1713.6	1710.5
77.5°	666.4	690.8	723.2	734.0	754.6	754.3	733.6	740.2	759.2	722.3	734.2
80°	143.0	140.9	139.0	138.0	137.4	137.6	138.4	133.6	138.3	136.2	127.5
82.5°	49.8	48.6	47.4	48.3	47.7	48.2	48.0	48.6	48.6	48.4	47.2
85°	28.0	27.0	26.4	26.8	26.0	25.1	24.6	24.3	24.2	23.6	23.3
87.5°	10.6	10.6	10.4	10.0	9.0	8.4	7.8	6.8	6.4	5.8	5.4
90°	0.0	0.0	0.0	0.0	0.0	0.0	0.0	0.0	0.0	0.0	0.0

(END OF REPORT)